

eCMS Virtual account via NET Banking TPT Module

- Beneficiary account number is a combination of Unique Prefix allotted to HDFC Life Insurance Co. Ltd & Policy number of the policy holder /agents e.g **HSLULP + Policy number (for Unit Linked Policies)** or **HSLGEN + Policy no (For conventional policies)** etc

Steps to be followed for availing this service

Step I) Logon to HDFC Bank Net Banking Site via Secured Access mechanism i.e., Secure Access Image, Message and Security Questions online

NetBanking
HDFC BANK

Bookmark this page

Upto the-second-access anytime anywhere!

NetBanking Login

Customer ID ?

Continue

New to NetBanking? [View Demo](#)

Credit Card Holders [Click here](#)
(if you do not hold HDFC Bank account)

Retail Loan Customers [Click here](#)
for online loan account access
(if you do not hold HDFC Bank account)

Norton SECURED
powered by Symantec
ABOUT SSL CERTIFICATES

Welcome to NetBanking

Latest Features

Inflights Fly Free Faster
Apply for Jet Privilege World Debit Card now.
[Know more](#)

Experience the new NetBanking
The Simpler, Easier, Smarter
NetBanking awaits you.
[Issues in viewing](#)

Why NetBanking?

| | | |
|--|--|--|
| <h4>Convenience</h4> <p>24 x 7 access to 130+ transactions Know More</p> | <h4>Investment</h4> <p>Grow your money with smart easy ways to invest Online Know More</p> | <h4>Security</h4> <p>At HDFC Bank, your safety and security is our number one priority Know More</p> |
|--|--|--|

Copyright HDFC Bank Ltd. [Terms and Conditions](#) | [Privacy Policy](#)

Step II) Select Third Party Transfer Module.

Download MobileBanking Insta Alerts SMS Banking Registration Contact Us

NetBanking WELCOME [Change Password](#) [Update Contact Details](#) [Logout](#)

HDFC BANK

Accounts **Funds Transfer** BillPay & Recharge Cards Demat Mutual Fund Insurance Loans Offers

Funds Transfer

Transact ▶

Enquire ▶

Request ▶

Third Party Funds Transfer

To use the Third Party Transfer facility, you first need to input the account details of the person you would like to transfer funds to.

To input these details click on the [Add a Beneficiary](#) link.

Step III) Select Option Transfer to eCMS Account (Virtual Account)

Download MobileBanking Insta Alerts SMS Banking Registration Contact Us

NetBanking WELCOME [Change Password](#) [Update Contact Details](#) [Logout](#)

HDFC BANK

Accounts **Funds Transfer** BillPay & Recharge Cards Demat Mutual Fund Insurance Loans Offers


Funds Transfer

Transact ▶

Enquire ▶


Request ▶

Select Transaction Type




[Transfer within the bank](#)
(Re.1 to Rs.10 Lac per day)

[Go](#)




[Instant Transfer to other bank](#)
(IMPS- Account No.)

[Go](#)




[Transfer to other bank \(NEFT\)](#)
(Also for Credit Cards Payment)
(Re.1 to Rs.10 Lac per day)

[Go](#)




[Transfer to other bank \(RTGS\)](#)
(Rs.2 Lac to Rs.10 Lac per day)

[Go](#)



[Instant Transfer to other bank](#)
(IMPS- Mobile No.)

[Go](#)



[Transfer to eCMS Account](#)
(Virtual Account)
(Re.1 to Rs.10 Lac per day)

[Go](#)

Note:

- The Bank shall not be responsible for fraudulent online transactions through improper disclosure of confidential details by you.
- The Bank or its officials do not ask for the details of your Account / IPIN/ Password/ OTP via e-mail, sms or in person.
- For details on safe NetBanking practices please [click here](#)

Copyright HDFC Bank Ltd. [Terms and Conditions](#) | [Privacy Policy](#)

Step IV) Add a Beneficiary account

System will not allow customer to add eCMS virtual account which are numeric and equaling to 13, 14, 15 & 16 digits. Add correct beneficiary name in Beneficiary Name option. Click on Add icon

Download MobileBanking Insta Alerts SMS Banking Registration Contact Us

NetBanking WELCOME Change Password Update Contact Details Logout

HDFC BANK

Accounts Funds Transfer BillPay & Recharge Cards Demat Mutual Fund Insurance Loans Offers

Add a Beneficiary

Transact ▶

Enquire ▶

Request ▶

Beneficiary Account No.: ●●●●●●●●●●

Re-Enter Beneficiary Account No.: HSLGEN12345678

Beneficiary Name: HDFC STANDARD LIFE INSURANCE COMPANY LIMITED

Email ID: email@internet.com

Back Add

Note:

- Beneficiary eCMS virtual account activation takes 30 minutes post registration.
- All requests received after 10:00 pm will be carried out the next working day subject to availability of funds. Transactions received on Sunday/National Holidays/Bank holidays and after cutoff will be handled on next working day.
- The credit will be effected based solely on the beneficiary eCMS Virtual account number information and the beneficiary name particulars will not be used.

Disclaimer: Third party fund transfer facilitates you to transfer funds from your account to a pre-defined beneficiary's account with the bank. Please note to exercise care while setting up beneficiary details and key in correct and validated data. The Bank does not take any responsibility and shall also not be liable for claims for incorrect details / data keyed-in by you. The set up carried out by yourself is entirely at your risk and responsibility.

Copyright HDFC Bank Ltd. [Terms and Conditions](#) | [Privacy Policy](#)

Step V) Click on Confirm icon

Download MobileBanking Insta Alerts SMS Banking Registration Contact Us

NetBanking WELCOME Change Password Update Contact Details **Logout**

HDFC BANK

Accounts **Funds Transfer** BillPay & Recharge Cards Demat Mutual Fund Insurance Loans Offers

Funds Transfer

Transact ▶

Enquire ▶

Request ▶

Add a Beneficiary

| | |
|--------------------------|--|
| Beneficiary Account No.: | HSLGEN12345678 |
| Nick Name: | HDFC STANDARD LIFE INSURANCE COMPANY LIMITED |
| Email ID: | email@internet.com |

[Back](#) **Confirm**

Copyright HDFC Bank Ltd. [Terms and Conditions](#) | [Privacy Policy](#)

Step VI)

Download MobileBanking Insta Alerts SMS Banking Registration Contact Us

NetBanking WELCOME Change Password Update Contact Details **Logout**

HDFC BANK

Accounts **Funds Transfer** BillPay & Recharge Cards Demat Mutual Fund Insurance Loans Offers

Funds Transfer

Transact ▶

Enquire ▶

Request ▶

Add a Beneficiary

| | |
|--------------------------|--|
| Beneficiary Account No.: | HSLGEN12345678 |
| Name/ Nick Name: | HDFC STANDARD LIFE INSURANCE COMPANY LIMITED |
| Email ID: | email@internet.com |

- The beneficiary(ies) that you have added will be activated after 30 minutes from the time you have added them.
- Please click on "View List of Beneficiaries" to view the activation status.

[Return to Add Beneficiary](#)

Copyright HDFC Bank Ltd. [Terms and Conditions](#) | [Privacy Policy](#)

On Successful addition - alert is sent to the customer on registered email id and Mobile number.

Alert via SMS

You have added/modified a beneficiary <XXXXXXXXXX> having an account number <XXXXXXXXXX> to your HDFC Bank NetBanking eCMS Module.

Step VII) Initiation of the transaction in eCMS virtual account

Path - Fund Transfer> Click Transact Tab>> Select Transfer to eCMS Account Tab> Select Beneficiary from predefined and activated list of eCMS beneficiaries virtual accounts

1. System will prompt the user via Confirm option, whether he/she is willing to complete this transaction
2. Select the Debit/remitting account number/ Account from which payment has to be initiated

3. Select the beneficiary eCMS Virtual account

After user confirms the payment, system completes the final leg of the transaction and generates a unique transaction Reference number.

4. Select Confirm option to complete the transaction

System provides a Unique Transaction Reference number and displays the transaction status as Processing Successful

On Successful completion of transaction alert is sent to the customer on registered email id and Mobile number

Alert via SMS

An amount of Rs.<XXXX.XX> has been debited from your account number <XXXXXXXXXX> for TPT txn done using HDFC Bank NetBanking